



# The Race-Keeper Twyford Rally 2022

## Final

## Entry List

No	Crew	Car	CC	Class	Club	Entrant/Sponsor
1	Andy Rowe/ Cat Lund	Mitsubishi Evo2	1997	5	Beverley & District MC/ Beverley & District MC/BWRDC	CAT LUND WEB DESIGN
2	Dave Welch/ Andy Smith	Subaru Impreza	2000	5	Dukeries MC / BTRDA	3D Plant
3	<i>Craig Renshaw/ Steven rensaw</i>	<i>Subaru Impreza</i>	2	5	<i>Worksop</i>	<i>Gallant sheffield rolling road lawn mower services race keeper</i>
4	Scott Renshaw/ Mick Jonson	Subaru Impreza	1998	5	Dukeries / Ripon MSC	Sheffield rolling road /Gallant/Race Keeper
5	Dave Hornbrook/ Ann Forster	Mitsubishi EVO 4	2000	5	Whitby & District/ West Cumbria MC/Ilkley & Dist MC	Hornbrook Motorsport/Kelton Electrical Ltd
6	Jonathan Lightbody/ Dane Chapman	Subaru Impreza	2000	5	Worksop, BTRDA/ Worksop	GALLANT, Race-Keeper
7	Shaun Weston/ Jack Nottingham	Ford Escort	2400	4	Chelmsford Motorclub	Weston Homes Plc
8	Wayne Larbalestier/ Archie Larbalestier	Mitsubishi EVO III RS	1998	5	CMC	HED-TEC
9	Clive Hitchman/ Jeremy Griffiths	BMW 328 coupe	2997	4	Border	
10	Nick Taylor/ Ross Hammond	Peugeot 205Gti	1997	3	Sheffield and hallamshire/Worksop/ Worksop and District	

No	Crew	Car	CC	Class	Club	Entrant/Sponsor
11	Peter Outram/ Mick Munday	Ford Escort Mk2	2045	4	Clowne and District Motor Club	Laser Tools Racing
12	Craig Burgess/ Dale Burgess	BMW 316i	2354	4	Matlock MC/ Mid Derbyshire	
14	Anthony Raylor/ Natasha Raylor	Bmw E30 325i	2497	4	De lacy motor club	
15	Harry Raylor / Kieran Ledger	Peugeot 205	1900	3	De lacy motor club	
16	Tom Henman/ Ash Young	Ford Escort Mk2	1998	3	Mid-Derbyshire	Geoffs Plumbing & Heating, Leader Road Garage, Direct Windscreens, GB Detailing
17	Richard Warne/ Chris Deal	Ford Escort MK2	1998	3	Green Belt MC	Car Spares Cheshunt Ltd
18	Paddy Homan/ Tom Homan	Ford Puma	1396	1	Dukeries / BTRDA	Gallant race keeper
19	Doug Ramsay/ Ewan Bosworth	FORD KA	1600	2	RIPON/ Border MC	LUBING UK & IRE
20	Mr Charles Wilson/ Maurice Pook	Ford Escort	2100	4	Selby and District MC / Selby & District MC	
21	Geoff Henman/ Steve Hancock	Ford Escort Mk2	1998	3	Mid Derbyshire	Geoffs Plumbing & Heating, Direct Windscreens, GB Detailing
22	Kevin Hullah/ Chris Harding	Volkswagen Polo	1390	1	Whitby & District MC	Lawson Cars VW Specialist. Andy Levy Vehicle Body Repairs & Restorations .
23	Jason Simms/ Jake Simms	Ford Fiesta	1596	2	Mid-Derbyshire Motor Club	MOTUS Commercials, First For Extraction, DC Motorsport
24	Tony Cawthorne / Ian Clapham	Peugeot 205 GTI	1598	2	Mid-Derbyshire MC / 116, Clwyd Vale, C&A, HRCR	

No	Crew	Car	CC	Class	Club	Entrant/Sponsor
25	James Easson/ Jack Hall	Ford Fiesta	1000	3	Eastwood DMC	Colin Easson Motors
26	Glyn Lyons/ Joseph Pattison	Ford Sierra cosworth	1993	4	Mid Derbyshire motor club ltd/ Mid-Derbyshire Motor Club LTD	Motor Medic M&P Installations
27	<i>George Morrison/ Jon Quintrell</i>	<i>MG ZR</i>	<i>1400</i>	<i>1</i>	<i>Dukeries MC</i>	<i>Army Motorsport, Army Sports Control Board</i>
28	Matt Chapman/ Kevin Ablitt	Peugeot 206 XSi	1587	2	Mid-Derbyshire MC/ Chelmsford MC	Chris W Roads & DC Motorsport
29	David Large/ David Ottoway	FORD Escort MK2	1998	3	King Lynn & DMC	OTTOWAY Carpentry, Lynnstar Distribution, KL Construction Ltd, Anglia Tool Centre, Templar Plastics
30	Bill Douglas/ Dave Barratt	Volvo 244 GL	2127	4	Blackbird Autoclub/HRCR/ Rugby/HRCR	GB Rally Prep, Kettering
31	Stephen Shephard / Jess Shephard	Opel Manta	1998	3	Carlton and District Motor Club	
32	Paul Hulston/ Gareth Bent	Land Rover Bowler Defender 90 L663	2000	5	Thats Motorsport/ Thats Motorport	
33	Jonathan Bray/ Freddy Hewitt	MG ZR	1400	1	Chelmsford Motor Club/ CMC	Sax velo
39	James Crosland/ Corey Powell-Jones	Ford Escort	1600	2	Slaithwaite MC/ De Lacy MC	Redline Race Engines
101	Richard Mark Lane/ George Russell kirby	Ford Escort	1975	6	MDMC	
102	David Kirby / Ben Kirby	Ford Escort Mk1	1975	6	Your club	Avenue Taxis
103	Edward Welham / Stuart Rodd	Ford Escort	1998	6	Chelmsford MC	

No	Crew	Car	CC	Class	Club	Entrant/Sponsor
104	Antony Allery/ tba	Ford Escort RS	1998	6	bolton le moors/	

There are 37 entries, and 34 starters

**Entries shown like this are non-starters**

These results became Final on Saturday 22nd October 2022 at 17:45 BST and were signed by Lee Burgess (Clerk of the Course)

Copyright © [rallies.info](http://rallies.info) 2024 · email [rallies@rallies.info](mailto:rallies@rallies.info) or phone Matthew on 07970 264094.



# The Race-Keeper Twyford Rally 2022

## Final Individual Times in Position Order to SS8 Finish

Car	Cls	Crew	1	2	3	4	5	6	7	8	Penalty	Total	Cls Pos	O/A Pos
4	5	Scott Renshaw/ Mick Jonson	10:08	9:51	10:09	10:04	13:18	13:03	10:37	10:32		1:27:42	1	1
1	5	Andy Rowe/ Cat Lund	10:03	9:35	10:16	10:00	13:20	13:08	10:53	10:49		1:28:04	2	2
6	5	Jonathan Lightbody/ Dane Chapman	10:10	9:54	10:28	10:22	13:28	13:19	11:03	11:04		1:29:48	3	3
5	5	Dave Hornbrook/ Ann Forster	11:01	10:27	10:54	10:44	14:22	14:10	11:25	11:31		1:34:34	4	4
39	2	James Crosland/ Corey Powell-Jones	11:00	10:40	11:16	11:05	14:40	14:40	12:10	12:05		1:37:36	1	5
17	3	Richard Warne/ Chris Deal	11:16	10:53	11:23	11:24	15:11	14:44	12:18	12:28		1:39:37	1	6
25	3	James Easson/ Jack Hall	11:26	10:50	11:19	12:31	14:50	14:44	12:37	12:27		1:40:44	2	7
11	4	Peter Outram/ Mick Munday	11:34	11:10	11:42	11:47	15:01	14:54	12:26	12:24		1:40:58	1	8
12	4	Craig Burgess/ Dale Burgess	11:49	11:15	11:36	11:36	15:25	15:14	12:26	12:42		1:42:03	2	9
23	2	Jason Simms/ Jake Simms	11:45	10:58	11:52	12:22	16:17	16:00	12:51	12:52		1:44:57	2	10
26	4	Glyn Lyons/ Joseph Pattison	11:50	10:57	11:41	11:40	17:00	17:00	12:35	12:24		1:45:07	3	11
18	1	Paddy Homan/ Tom Homan	17:00	10:38	11:27	11:16	14:52	14:48	12:23	12:49		1:45:13	1	12
9	4	Clive Hitchman/ Jeremy Griffiths	11:28	17:00	11:45	11:44	15:03	14:41	12:12	12:03		1:45:56	4	13
22	1	Kevin Hullah/ Chris Harding	12:04	11:51	12:22	12:14	16:10	15:54	13:00	12:50		1:46:25	2	14
20	4	Mr Charles Wilson/ Maurice Pook	11:55	11:08	11:42	11:36	15:43	17:00	14:30	12:56		1:46:30	5	15
33	1	Jonathan Bray/ Freddy Hewitt	12:21	11:43	12:16	12:53	16:11	15:49	12:53	12:41		1:46:47	3	16
31	3	Stephen Shephard / Jess Shephard	12:05	11:19	12:30	12:53	16:06	16:00	13:24	12:56		1:47:13	3	17
19	2	Doug Ramsay/ Ewan Bosworth	12:19	11:28	12:12	12:00	16:10	15:43	13:03	14:30	0:30	1:47:55	3	18
Car 19 Penalty details:-											0:30 for Hitting stage furniture SS6			
24	2	Tony Cawthorne / Ian Clapham	12:09	12:04	12:19	12:22	16:35	16:23	13:10	13:16		1:48:18	4	19

Car	Cls	Crew	1	2	3	4	5	6	7	8	Penalty	Total	Cls Pos	O/A Pos
30	4	Bill Douglas/ Dave Barratt	12:35	11:40	12:28	12:53	16:16	17:00	13:46	13:43		1:50:21	6	20
21	3	Geoff Henman/ Steve Hancock	13:25	12:08	13:06	12:53	17:00	16:34	13:39	13:30		1:52:15	4	21

Times shown *like this* are notional or penalised

Stage 1	Stage 2	Stage 3	Stage 4	Stage 5	Stage 6	Stage 7	Stage 8
8.90 miles	8.90 miles	8.50 miles	8.50 miles	8.90 miles	8.90 miles	7.20 miles	7.20 miles

These results became Final on Saturday 22nd October 2022 at 17:45 BST and were signed by Lee Burgess (Clerk of the Course)

Copyright © [rallies.info](http://rallies.info) 2024 · email [rallies@rallies.info](mailto:rallies@rallies.info) or phone Matthew on 07970 264094.



# The Race-Keeper Twyford Rally 2022

## Final Individual Times in Starting Order to SS8 Finish

Car	Cls	Crew	1	2	3	4	5	6	7	8	Penalty	Total	Cls Pos	O/A Pos	
1	5	Andy Rowe/ Cat Lund	10:03	9:35	10:16	10:00	13:20	13:08	10:53	10:49		1:28:04	2	2	
2	5	Dave Welch/ Andy Smith	10:11									Bottom Joint			
3	5	Craig Renshaw/ Steven rensaw										Non Starter			
4	5	Scott Renshaw/ Mick Jonson	10:08	9:51	10:09	10:04	13:18	13:03	10:37	10:32		1:27:42	1	1	
5	5	Dave Hornbrook/ Ann Forster	11:01	10:27	10:54	10:44	14:22	14:10	11:25	11:31		1:34:34	4	4	
6	5	Jonathan Lightbody/ Dane Chapman	10:10	9:54	10:28	10:22	13:28	13:19	11:03	11:04		1:29:48	3	3	
7	4	Shaun Weston/ Jack Nottingham	15:37	10:11	11:07	10:54	14:25	14:15				Retired			
8	5	Wayne Larbalestier/ Archie Larbalestier	11:04	10:17	17:00	11:02	14:42	17:00	14:30			Retired			
9	4	Clive Hitchman/ Jeremy Griffiths	11:28	17:00	11:45	11:44	15:03	14:41	12:12	12:03		1:45:56	4	13	
10	3	Nick Taylor/ Ross Hammond	11:34									Loss of propulsion			
11	4	Peter Outram/ Mick Munday	11:34	11:10	11:42	11:47	15:01	14:54	12:26	12:24		1:40:58	1	8	
12	4	Craig Burgess/ Dale Burgess	11:49	11:15	11:36	11:36	15:25	15:14	12:26	12:42		1:42:03	2	9	
14	4	Anthony Raylor/ Natasha Raylor	12:24	11:24	16:50	11:50	15:50				0:10	Burst Water Pipe			
											Car 14 Penalty details:-		0:10 for 1:00 late at ATC 1		
15	3	Harry Raylor / Kieran Ledger									0:20	Lost all drive, diff gone			

Car	Cls	Crew	1	2	3	4	5	6	7	8	Penalty	Total	Cls Pos	O/A Pos	
Car 15 Penalty details:-											0:20 for 2:00 late at ATC 1				
16	3	Tom Henman/ Ash Young	12:15	14:08	17:00							Keeps Cutting Out			
17	3	Richard Warne/ Chris Deal	11:16	10:53	11:23	11:24	15:11	14:44	12:18	12:28		1:39:37	1	6	
18	1	Paddy Homan/ Tom Homan	17:00	10:38	11:27	11:16	14:52	14:48	12:23	12:49		1:45:13	1	12	
19	2	Doug Ramsay/ Ewan Bosworth	12:19	11:28	12:12	12:00	16:10	15:43	13:03	14:30	0:30	1:47:55	3	18	
Car 19 Penalty details:-											0:30 for Hitting stage furniture SS6				
20	4	Mr Charles Wilson/ Maurice Pook	11:55	11:08	11:42	11:36	15:43	17:00	14:30	12:56		1:46:30	5	15	
21	3	Geoff Henman/ Steve Hancock	13:25	12:08	13:06	12:53	17:00	16:34	13:39	13:30		1:52:15	4	21	
22	1	Kevin Hullah/ Chris Harding	12:04	11:51	12:22	12:14	16:10	15:54	13:00	12:50		1:46:25	2	14	
23	2	Jason Simms/ Jake Simms	11:45	10:58	11:52	12:22	16:17	16:00	12:51	12:52		1:44:57	2	10	
24	2	Tony Cawthorne / Ian Clapham	12:09	12:04	12:19	12:22	16:35	16:23	13:10	13:16		1:48:18	4	19	
25	3	James Easson/ Jack Hall	11:26	10:50	11:19	12:31	14:50	14:44	12:37	12:27		1:40:44	2	7	
26	4	Glyn Lyons/ Joseph Pattison	11:50	10:57	11:41	11:40	17:00	17:00	12:35	12:24		1:45:07	3	11	
27	1	George Morrison/ Jon Quintrell										Non-Starter			
28	2	Matt Chapman/ Kevin Ablitt	11:46	10:51	11:32							Retired			
29	3	David Large/ David Ottoway	12:38	12:08								Half Shaft			
30	4	Bill Douglas/ Dave Barratt	12:35	11:40	12:28	12:53	16:16	17:00	13:46	13:43		1:50:21	6	20	
31	3	Stephen Shephard / Jess Shephard	12:05	11:19	12:30	12:53	16:06	16:00	13:24	12:56		1:47:13	3	17	
32	5	Paul Hulston/ Gareth Bent	12:55	11:44	12:59	12:53	17:00				0:30	In a ditch			



Car	Cls	Crew	1	2	3	4	5	6	7	8	Penalty	Total	Cls Pos	O/A Pos
Car 32 Penalty details:-											0:30 for Hitting stage furniture SS4			
33	1	Jonathan Bray/ Freddy Hewitt	12:21	11:43	12:16	12:53	16:11	15:49	12:53	12:41		1:46:47	3	16
39	2	James Crosland/ Corey Powell-Jones	11:00	10:40	11:16	11:05	14:40	14:40	12:10	12:05		1:37:36	1	5
101	6	Richard Mark Lane/ George Russell kirby	11:27	11:02								Disqualified for wrong direction on a stage		
102	6	David Kirby / Ben Kirby	11:30	10:49	11:17	12:53	14:51	14:46	11:53	11:56		Retired		
103	6	Edward Welham / Stuart Rodd	12:25	13:12	17:00	12:53	15:46	15:28	12:34	14:30		Retired		
104	6	Antony Allery/ tba										Non-Starter		

Times shown *like this* are notional or penalised

Stage 1	Stage 2	Stage 3	Stage 4	Stage 5	Stage 6	Stage 7	Stage 8
8.90 miles	8.90 miles	8.50 miles	8.50 miles	8.90 miles	8.90 miles	7.20 miles	7.20 miles

These results became Final on Saturday 22nd October 2022 at 17:45 BST and were signed by Lee Burgess (Clerk of the Course)

Copyright © [rallies.info](http://rallies.info) 2024 · email [rallies@rallies.info](mailto:rallies@rallies.info) or phone Matthew on 07970 264094.



# The Race-Keeper Twyford Rally 2022

## Final Individual Times in Class Order to SS8 Finish

Car	Cls	Crew	1	2	3	4	5	6	7	8	Penalty	Total	Cls Pos	O/A Pos
<b>Class 1</b>														
18	1	Paddy Homan/ Tom Homan	17:00	10:38	11:27	11:16	14:52	14:48	12:23	12:49		1:45:13	1	12
22	1	Kevin Hullah/ Chris Harding	12:04	11:51	12:22	12:14	16:10	15:54	13:00	12:50		1:46:25	2	14
33	1	Jonathan Bray/ Freddy Hewitt	12:21	11:43	12:16	12:53	16:11	15:49	12:53	12:41		1:46:47	3	16
<b>Class 2</b>														
39	2	James Crosland/ Corey Powell-Jones	11:00	10:40	11:16	11:05	14:40	14:40	12:10	12:05		1:37:36	1	5
23	2	Jason Simms/ Jake Simms	11:45	10:58	11:52	12:22	16:17	16:00	12:51	12:52		1:44:57	2	10
19	2	Doug Ramsay/ Ewan Bosworth	12:19	11:28	12:12	12:00	16:10	15:43	13:03	14:30	0:30	1:47:55	3	18
Car 19 Penalty details:-											0:30 for Hitting stage furniture SS6			
24	2	Tony Cawthorne / Ian Clapham	12:09	12:04	12:19	12:22	16:35	16:23	13:10	13:16		1:48:18	4	19
<b>Class 3</b>														
17	3	Richard Warne/ Chris Deal	11:16	10:53	11:23	11:24	15:11	14:44	12:18	12:28		1:39:37	1	6
25	3	James Easson/ Jack Hall	11:26	10:50	11:19	12:31	14:50	14:44	12:37	12:27		1:40:44	2	7
31	3	Stephen Shephard / Jess Shephard	12:05	11:19	12:30	12:53	16:06	16:00	13:24	12:56		1:47:13	3	17
21	3	Geoff Henman/ Steve Hancock	13:25	12:08	13:06	12:53	17:00	16:34	13:39	13:30		1:52:15	4	21
<b>Class 4</b>														
11	4	Peter Outram/ Mick Munday	11:34	11:10	11:42	11:47	15:01	14:54	12:26	12:24		1:40:58	1	8
12	4	Craig Burgess/ Dale Burgess	11:49	11:15	11:36	11:36	15:25	15:14	12:26	12:42		1:42:03	2	9
26	4	Glyn Lyons/ Joseph Pattison	11:50	10:57	11:41	11:40	17:00	17:00	12:35	12:24		1:45:07	3	11
9	4	Clive Hitchman/ Jeremy Griffiths	11:28	17:00	11:45	11:44	15:03	14:41	12:12	12:03		1:45:56	4	13

Car	Cls	Crew	1	2	3	4	5	6	7	8	Penalty	Total	Cls Pos	O/A Pos
20	4	Mr Charles Wilson/ Maurice Pook	11:55	11:08	11:42	11:36	15:43	17:00	14:30	12:56		1:46:30	5	15
30	4	Bill Douglas/ Dave Barratt	12:35	11:40	12:28	12:53	16:16	17:00	13:46	13:43		1:50:21	6	20
<b>Class 5</b>														
4	5	Scott Renshaw/ Mick Jonson	10:08	9:51	10:09	10:04	13:18	13:03	10:37	10:32		1:27:42	1	1
1	5	Andy Rowe/ Cat Lund	10:03	9:35	10:16	10:00	13:20	13:08	10:53	10:49		1:28:04	2	2
6	5	Jonathan Lightbody/ Dane Chapman	10:10	9:54	10:28	10:22	13:28	13:19	11:03	11:04		1:29:48	3	3
5	5	Dave Hornbrook/ Ann Forster	11:01	10:27	10:54	10:44	14:22	14:10	11:25	11:31		1:34:34	4	4

Times shown *like this* are notional or penalised

Stage 1	Stage 2	Stage 3	Stage 4	Stage 5	Stage 6	Stage 7	Stage 8
8.90 miles	8.90 miles	8.50 miles	8.50 miles	8.90 miles	8.90 miles	7.20 miles	7.20 miles

These results became Final on Saturday 22nd October 2022 at 17:45 BST and were signed by Lee Burgess (Clerk of the Course)

Copyright © [rallies.info](http://rallies.info) 2024 · email [rallies@rallies.info](mailto:rallies@rallies.info) or phone Matthew on 07970 264094.



# The Race-Keeper Twyford Rally 2022

Final Overall Results in Position Order to SS8 Finish

Car	Cls	Crew	Car	Total Penalty	Cls Pos	O/A Pos	Diff from Leader	Diff from car ahead
4	5	Scott Renshaw/ Mick Jonson	Subaru Impreza	1:27:42	1	1		
1	5	Andy Rowe/ Cat Lund	Mitsubishi Evo2	1:28:04	2	2	+0:22	+0:22
6	5	Jonathan Lightbody/ Dane Chapman	Subaru Impreza	1:29:48	3	3	+2:06	+1:44
5	5	Dave Hornbrook/ Ann Forster	Mitsubishi EVO 4	1:34:34	4	4	+6:52	+4:46
39	2	James Crosland/ Corey Powell-Jones	Ford Escort	1:37:36	1	5	+9:54	+3:02
17	3	Richard Warne/ Chris Deal	Ford Escort MK2	1:39:37	1	6	+11:55	+2:01
25	3	James Easson/ Jack Hall	Ford Fiesta	1:40:44	2	7	+13:02	+1:07
11	4	Peter Outram/ Mick Munday	Ford Escort Mk2	1:40:58	1	8	+13:16	+0:14
12	4	Craig Burgess/ Dale Burgess	BMW 316i	1:42:03	2	9	+14:21	+1:05
23	2	Jason Simms/ Jake Simms	Ford Fiesta	1:44:57	2	10	+17:15	+2:54
26	4	Glyn Lyons/ Joseph Pattison	Ford Sierra cosworth	1:45:07	3	11	+17:25	+0:10
18	1	Paddy Homan/ Tom Homan	Ford Puma	1:45:13	1	12	+17:31	+0:06
9	4	Clive Hitchman/ Jeremy Griffiths	BMW 328 coupe	1:45:56	4	13	+18:14	+0:43
22	1	Kevin Hullah/ Chris Harding	Volkswagen Polo	1:46:25	2	14	+18:43	+0:29
20	4	Mr Charles Wilson/ Maurice Pook	Ford Escort	1:46:30	5	15	+18:48	+0:05
33	1	Jonathan Bray/ Freddy Hewitt	MG ZR	1:46:47	3	16	+19:05	+0:17
31	3	Stephen Shephard / Jess Shephard	Opel Manta	1:47:13	3	17	+19:31	+0:26
19	2	Doug Ramsay/ Ewan Bosworth	FORD KA	1:47:55	3	18	+20:13	+0:42
24	2	Tony Cawthorne / Ian Clapham	Peugeot 205 GTI	1:48:18	4	19	+20:36	+0:23
30	4	Bill Douglas/ Dave Barratt	Volvo 244 GL	1:50:21	6	20	+22:39	+2:03

Car	Cls	Crew	Car	Total Penalty	Cls Pos	O/A Pos	Diff from Leader	Diff from car ahead
21	3	Geoff Henman/ Steve Hancock	Ford Escort Mk2	1:52:15	4	21	+24:33	+1:54

These results became Final on Saturday 22nd October 2022 at 17:45 BST and were signed by Lee Burgess (Clerk of the Course)

Copyright © [rallies.info](http://rallies.info) 2024 · email [rallies@rallies.info](mailto:rallies@rallies.info) or phone Matthew on 07970 264094.



# The Race-Keeper Twyford Rally 2022


Final Overall Results in Starting Order to SS8 Finish

Car	Cls	Crew	Car	Total Penalty	Cls Pos	O/A Pos
1	5	Andy Rowe/ Cat Lund	Mitsubishi Evo2	1:28:04	2	2
2	5	Dave Welch/ Andy Smith	Subaru Impreza	10:11		
4	5	Scott Renshaw/ Mick Jonson	Subaru Impreza	1:27:42	1	1
5	5	Dave Hornbrook/ Ann Forster	Mitsubishi EVO 4	1:34:34	4	4
6	5	Jonathan Lightbody/ Dane Chapman	Subaru Impreza	1:29:48	3	3
7	4	Shaun Weston/ Jack Nottingham	Ford Escort	1:16:29		
8	5	Wayne LARBALESTIER/ Archie LARBALESTIER	Mitsubishi EVO III RS	1:35:35		
9	4	Clive Hitchman/ Jeremy Griffiths	BMW 328 coupe	1:45:56	4	13
10	3	Nick Taylor/ Ross Hammond	Peugeot 205Gti	11:34		
11	4	Peter Outram/ Mick Munday	Ford Escort Mk2	1:40:58	1	8
12	4	Craig Burgess/ Dale Burgess	BMW 316i	1:42:03	2	9
14	4	Anthony Raylor/ Natasha Raylor	Bmw E30 325i	1:08:28		
16	3	Tom Henman/ Ash Young	Ford Escort Mk2	43:23		
17	3	Richard Warne/ Chris Deal	Ford Escort MK2	1:39:37	1	6
18	1	Paddy Homan/ Tom Homan	Ford Puma	1:45:13	1	12
19	2	Doug Ramsay/ Ewan Bosworth	FORD KA	1:47:55	3	18
20	4	Mr Charles Wilson/ Maurice Pook	Ford Escort	1:46:30	5	15
21	3	Geoff Henman/ Steve Hancock	Ford Escort Mk2	1:52:15	4	21
22	1	Kevin Hullah/ Chris Harding	Volkswagen Polo	1:46:25	2	14
23	2	Jason Simms/ Jake Simms	Ford Fiesta	1:44:57	2	10

Car	Cls	Crew	Car	Total Penalty	Cls Pos	O/A Pos
24	2	Tony Cawthorne / Ian Clapham	Peugeot 205 GTI	1:48:18	4	19
25	3	James Easson/ Jack Hall	Ford Fiesta	1:40:44	2	7
26	4	Glyn Lyons/ Joseph Pattison	Ford Sierra cosworth	1:45:07	3	11
28	2	Matt Chapman/ Kevin Ablitt	Peugeot 206 XSi	34:09		
29	3	David Large/ David Ottoway	FORD Escort MK2	24:46		
30	4	Bill Douglas/ Dave Barratt	Volvo 244 GL	1:50:21	6	20
31	3	Stephen Shephard / Jess Shephard	Opel Manta	1:47:13	3	17
32	5	Paul Hulston/ Gareth Bent	Land Rover Bowler Defender 90 L663	1:08:01		
33	1	Jonathan Bray/ Freddy Hewitt	MG ZR	1:46:47	3	16
39	2	James Crosland/ Corey Powell-Jones	Ford Escort	1:37:36	1	5
101	6	Richard Mark Lane/ George Russell kirby	Ford Escort	22:29		
102	6	David Kirby / Ben Kirby	Ford Escort Mk1	1:39:55		
103	6	Edward Welham / Stuart Rodd	Ford Escort	1:53:48		

These results became Final on Saturday 22nd October 2022 at 17:45 BST and were signed by Lee Burgess (Clerk of the Course)

Copyright © [rallies.info](http://rallies.info) 2024 · email [rallies@rallies.info](mailto:rallies@rallies.info) or phone Matthew on 07970 264094.



# The Race-Keeper Twyford Rally 2022

## Final Overall Results in Class Order to SS8 Finish


Car	Cls	Crew	Car	Total Penalty	Cls Pos	O/A Pos
<b>Class 1</b>						
18	1	Paddy Homan/ Tom Homan	Ford Puma	1:45:13	1	12
22	1	Kevin Hullah/ Chris Harding	Volkswagen Polo	1:46:25	2	14
33	1	Jonathan Bray/ Freddy Hewitt	MG ZR	1:46:47	3	16
<b>Class 2</b>						
39	2	James Crosland/ Corey Powell-Jones	Ford Escort	1:37:36	1	5
23	2	Jason Simms/ Jake Simms	Ford Fiesta	1:44:57	2	10
19	2	Doug Ramsay/ Ewan Bosworth	FORD KA	1:47:55	3	18
24	2	Tony Cawthorne / Ian Clapham	Peugeot 205 GTI	1:48:18	4	19
<b>Class 3</b>						
17	3	Richard Warne/ Chris Deal	Ford Escort MK2	1:39:37	1	6
25	3	James Easson/ Jack Hall	Ford Fiesta	1:40:44	2	7
31	3	Stephen Shephard / Jess Shephard	Opel Manta	1:47:13	3	17
21	3	Geoff Henman/ Steve Hancock	Ford Escort Mk2	1:52:15	4	21
<b>Class 4</b>						
11	4	Peter Outram/ Mick Munday	Ford Escort Mk2	1:40:58	1	8
12	4	Craig Burgess/ Dale Burgess	BMW 316i	1:42:03	2	9
26	4	Glyn Lyons/ Joseph Pattison	Ford Sierra cosworth	1:45:07	3	11
9	4	Clive Hitchman/ Jeremy Griffiths	BMW 328 coupe	1:45:56	4	13
20	4	Mr Charles Wilson/ Maurice Pook	Ford Escort	1:46:30	5	15



Car	Cls	Crew	Car	Total Penalty	Cls Pos	O/A Pos
30	4	Bill Douglas/ Dave Barratt	Volvo 244 GL	1:50:21	6	20
<b>Class 5</b>						
4	5	Scott Renshaw/ Mick Jonson	Subaru Impreza	1:27:42	1	1
1	5	Andy Rowe/ Cat Lund	Mitsubishi Evo2	1:28:04	2	2
6	5	Jonathan Lightbody/ Dane Chapman	Subaru Impreza	1:29:48	3	3
5	5	Dave Hornbrook/ Ann Forster	Mitsubishi EVO 4	1:34:34	4	4

These results became Final on Saturday 22nd October 2022 at 17:45 BST and were signed by Lee Burgess (Clerk of the Course)

Copyright © [rallies.info](http://rallies.info) 2024 · email [rallies@rallies.info](mailto:rallies@rallies.info) or phone Matthew on 07970 264094.



# The Race-Keeper Twyford Rally 2022

Final Position on each Stage to SS8 Finish

Posn	Stage 1 8.90 miles		Stage 2 8.90 miles		Stage 3 8.50 miles		Stage 4 8.50 miles		Stage 5 8.90 miles		Stage 6 8.90 miles		Stage 7 7.20 miles		Stage 8 7.20 miles	
	Car	Time	Car	Time	Car	Time	Car	Time	Car	Time	Car	Time	Car	Time	Car	Time
1	1	10:03	1	9:35	4	10:09	1	10:00	4	13:18	4	13:03	4	10:37	4	10:32
2	4	10:08	4	9:51	1	10:16	4	10:04	1	13:20	1	13:08	1	10:53	1	10:49
3	6	10:10	6	9:54	6	10:28	6	10:22	6	13:28	6	13:19	6	11:03	6	11:04
4	2	10:11	7	10:11	5	10:54	5	10:44	5	14:22	5	14:10	5	11:25	5	11:31
5	39	11:00	8	10:17	7	11:07	7	10:54	7	14:25	7	14:15	102	11:53	102	11:56
6	5	11:01	5	10:27	39	11:16	8	11:02	39	14:40	39	14:40	39	12:10	9	12:03
7	8	11:04	18	10:38	102	11:17	39	11:05	8	14:42	9	14:41	9	12:12	39	12:05
8	17	11:16	39	10:40	25	11:19	18	11:16	25	14:50	17	14:44	17	12:18	11	12:24
9	25	11:26	102	10:49	17	11:23	17	11:24	102	14:51	25	14:44	18	12:23	26	12:24
10	101	11:27	25	10:50	18	11:27	12	11:36	18	14:52	102	14:46	11	12:26	25	12:27
11	9	11:28	28	10:51	28	11:32	20	11:36	11	15:01	18	14:48	12	12:26	17	12:28
12	102	11:30	17	10:53	12	11:36	26	11:40	9	15:03	11	14:54	103	12:34	33	12:41
13	10	11:34	26	10:57	26	11:41	9	11:44	17	15:11	12	15:14	26	12:35	12	12:42
14	11	11:34	23	10:58	11	11:42	11	11:47	12	15:25	103	15:28	25	12:37	18	12:49
15	23	11:45	101	11:02	20	11:42	14	11:50	20	15:43	19	15:43	23	12:51	22	12:50
16	28	11:46	20	11:08	9	11:45	19	12:00	103	15:46	33	15:49	33	12:53	23	12:52
17	12	11:49	11	11:10	23	11:52	22	12:14	14	15:50	22	15:54	22	13:00	20	12:56
18	26	11:50	12	11:15	19	12:12	23	12:22	31	16:06	23	16:00	19	13:03	31	12:56
19	20	11:55	31	11:19	33	12:16	24	12:22	19	16:10	31	16:00	24	13:10	24	13:16

Posn	Stage 1 8.90 miles		Stage 2 8.90 miles		Stage 3 8.50 miles		Stage 4 8.50 miles		Stage 5 8.90 miles		Stage 6 8.90 miles		Stage 7 7.20 miles		Stage 8 7.20 miles	
	Car	Time	Car	Time	Car	Time	Car	Time	Car	Time	Car	Time	Car	Time	Car	Time
20	22	12:04	14	11:24	24	12:19	25	12:31	22	16:10	24	16:23	31	13:24	21	13:30
21	31	12:05	19	11:28	22	12:22	21	12:53	33	16:11	21	16:34	21	13:39	30	13:43
22	24	12:09	30	11:40	30	12:28	30	12:53	30	16:16	8	17:00	30	13:46	19	14:30
23	16	12:15	33	11:43	31	12:30	31	12:53	23	16:17	20	17:00	8	14:30	103	14:30
24	19	12:19	32	11:44	32	12:59	32	12:53	24	16:35	26	17:00	20	14:30		
25	33	12:21	22	11:51	21	13:06	33	12:53	21	17:00	30	17:00				
26	14	12:24	24	12:04	14	16:50	102	12:53	26	17:00						
27	103	12:25	21	12:08	8	17:00	103	12:53	32	17:00						
28	30	12:35	29	12:08	16	17:00										
29	29	12:38	103	13:12	103	17:00										
30	32	12:55	16	14:08												
31	21	13:25	9	17:00												
32	7	15:37														
33	18	17:00														

These results became Final on Saturday 22nd October 2022 at 17:45 BST and were signed by Lee Burgess (Clerk of the Course)



# The Race-Keeper Twyford Rally 2022

## Final Position after each Stage to SS8 Finish

Posn	Stage 1 8.90 miles		Stage 2 8.90 miles		Stage 3 8.50 miles		Stage 4 8.50 miles		Stage 5 8.90 miles		Stage 6 8.90 miles		Stage 7 7.20 miles		Stage 8 7.20 miles	
	Car	Time	Car	Time	Car	Time	Car	Time	Car	Time	Car	Time	Car	Time	Car	Time
1	1	10:03	1	19:38	1	29:54	1	39:54	1	53:14	1	1:06:22	4	1:17:10	4	1:27:42
2	4	10:08	4	19:59	4	30:08	4	40:12	4	53:30	4	1:06:33	1	1:17:15	1	1:28:04
3	6	10:10	6	20:04	6	30:32	6	40:54	6	54:22	6	1:07:41	6	1:18:44	6	1:29:48
4	2	10:11	8	21:21	5	32:22	5	43:06	5	57:28	5	1:11:38	5	1:23:03	5	1:34:34
5	39	11:00	5	21:28	39	32:56	39	44:01	39	58:41	39	1:13:21	39	1:25:31	39	1:37:36
6	5	11:01	39	21:40	17	33:32	17	44:56	17	1:00:07	17	1:14:51	17	1:27:09	17	1:39:37
7	8	11:04	17	22:09	25	33:35	25	46:06	25	1:00:56	25	1:15:40	102	1:27:59	25	1:40:44
8	17	11:16	25	22:16	102	33:36	26	46:08	11	1:01:14	102	1:16:06	25	1:28:17	11	1:40:58
9	25	11:26	102	22:19	28	34:09	11	46:13	102	1:01:20	11	1:16:08	11	1:28:34	12	1:42:03
10	101	11:27	101	22:29	11	34:26	12	46:16	12	1:01:41	7	1:16:29	12	1:29:21	23	1:44:57
11	9	11:28	28	22:37	26	34:28	20	46:21	20	1:02:04	12	1:16:55	23	1:32:05	26	1:45:07
12	102	11:30	23	22:43	23	34:35	102	46:29	7	1:02:14	20	1:19:04	18	1:32:24	18	1:45:13
13	10	11:34	11	22:44	12	34:40	23	46:57	26	1:03:08	23	1:19:14	26	1:32:43	9	1:45:56
14	11	11:34	26	22:47	20	34:45	7	47:49	23	1:03:14	18	1:20:01	19	1:33:25	22	1:46:25
15	23	11:45	20	23:03	31	35:54	19	47:59	8	1:04:05	26	1:20:08	20	1:33:34	20	1:46:30
16	28	11:46	12	23:04	19	35:59	22	48:31	19	1:04:09	19	1:20:22	22	1:33:35	33	1:46:47
17	12	11:49	31	23:24	22	36:17	31	48:47	22	1:04:41	22	1:20:35	9	1:33:53	31	1:47:13
18	26	11:50	19	23:47	33	36:20	24	48:54	31	1:04:53	31	1:20:53	33	1:34:06	19	1:47:55
19	20	11:55	22	23:55	24	36:32	33	49:13	18	1:05:13	8	1:21:05	31	1:34:17	24	1:48:18

Posn	Stage 1 8.90 miles		Stage 2 8.90 miles		Stage 3 8.50 miles		Stage 4 8.50 miles		Stage 5 8.90 miles		Stage 6 8.90 miles		Stage 7 7.20 miles		Stage 8 7.20 miles	
	Car	Time	Car	Time	Car	Time	Car	Time	Car	Time	Car	Time	Car	Time	Car	Time
20	22	12:04	14	23:58	30	36:43	8	49:23	33	1:05:24	33	1:21:13	24	1:35:02	30	1:50:21
21	31	12:05	33	24:04	7	36:55	30	49:36	24	1:05:29	9	1:21:41	8	1:35:35	21	1:52:15
22	24	12:09	24	24:13	32	37:38	18	50:21	30	1:05:52	24	1:21:52	30	1:36:38		
23	16	12:15	30	24:15	8	38:21	32	51:01	9	1:07:00	30	1:22:52	21	1:38:45		
24	19	12:19	32	24:39	21	38:39	21	51:32	32	1:08:01	21	1:25:06	103	1:39:18		
25	33	12:21	29	24:46	18	39:05	9	51:57	14	1:08:28	103	1:26:44				
26	103	12:25	21	25:33	9	40:13	14	52:38	21	1:08:32						
27	14	12:34	103	25:37	14	40:48	103	55:30	103	1:11:16						
28	30	12:35	7	25:48	103	42:37										
29	29	12:38	16	26:23	16	43:23										
30	32	12:55	18	27:38												
31	21	13:25	9	28:28												
32	7	15:37														
33	18	17:00														

These results became Final on Saturday 22nd October 2022 at 17:45 BST and were signed by Lee Burgess (Clerk of the Course)



# The Race-Keeper Twyford Rally 2022


## Final Awards to SS8 Finish

Award	No	Crew	Car
1st Overall	4	Scott Renshaw / Mick Jonson	Subaru Impreza
2nd Overall	1	Andy Rowe / Cat Lund	Mitsubishi Evo2
3rd Overall	6	Jonathan Lightbody / Dane Chapman	Subaru Impreza
1st Class 0	No eligible finishers		
2nd Class 0	No eligible finishers		
3rd Class 0	No eligible finishers		
1st Class 1	18	Paddy Homan / Tom Homan	Ford Puma
2nd Class 1	22	Kevin Hullah / Chris Harding	Volkswagen Polo
3rd Class 1	33	Jonathan Bray / Freddy Hewitt	MG ZR
1st Class 2	39	James Crosland / Corey Powell-Jones	Ford Escort
2nd Class 2	23	Jason Simms / Jake Simms	Ford Fiesta
3rd Class 2	19	Doug Ramsay / Ewan Bosworth	FORD KA
1st Class 3	17	Richard Warne / Chris Deal	Ford Escort MK2
2nd Class 3	25	James Easson / Jack Hall	Ford Fiesta
3rd Class 3	31	Stephen Shephard / Jess Shephard	Opel Manta
1st Class 4	11	Peter Outram / Mick Munday	Ford Escort Mk2
2nd Class 4	12	Craig Burgess / Dale Burgess	BMW 316i
3rd Class 4	26	Glyn Lyons / Joseph Pattison	Ford Sierra cosworth
1st Class 5	5	Dave Hornbrook / Ann Forster	Mitsubishi EVO 4
2nd Class 5	No eligible finishers		
3rd Class 5	No eligible finishers		

Award	No	Crew	Car
1st Mid-Derbyshire Driver	24	Tony Cawthorne	Peugeot 205 GTI
1st Mid-Derbyshire Navigator	No eligible finishers		
1st Lady Driver	No eligible finishers		
1st Lady Navigator	No eligible finishers		

These results became Final on Saturday 22nd October 2022 at 17:45 BST and were signed by Lee Burgess (Clerk of the Course)

Copyright © [rallies.info](http://rallies.info) 2024 · email [rallies@rallies.info](mailto:rallies@rallies.info) or phone Matthew on 07970 264094.



# The Race-Keeper Twyford Rally 2022

## Final Retirements in Starting Order to SS8 Finish

Car	Cls	Crew	1	2	3	4	5	6	7	8	Penalty	Total	Cls Pos	O/A Pos
2	5	Dave Welch/ Andy Smith	10:11									Bottom Joint		
3	5	Craig Renshaw/ Steven rensaw										Non Starter		
7	4	Shaun Weston/ Jack Nottingham	15:37	10:11	11:07	10:54	14:25	14:15				Retired		
8	5	Wayne LARBALESTIER/ Archie LARBALESTIER	11:04	10:17	17:00	11:02	14:42	17:00	14:30			Retired		
10	3	Nick Taylor/ Ross Hammond	11:34									Loss of propulsion		
14	4	Anthony Raylor/ Natasha Raylor	12:24	11:24	16:50	11:50	15:50				0:10	Burst Water Pipe		
											Car 14 Penalty details:-		0:10 for 1:00 late at ATC 1	
15	3	Harry Raylor / Kieran Ledger										0:20	Lost all drive, diff gone	
											Car 15 Penalty details:-		0:20 for 2:00 late at ATC 1	
16	3	Tom Henman/ Ash Young	12:15	14:08	17:00							Keeps Cutting Out		
27	1	George Morrison/ Jon Quintrell										Non-Starter		
28	2	Matt Chapman/ Kevin Ablitt	11:46	10:51	11:32							Retired		
29	3	David Large/ David Ottoway	12:38	12:08								Half Shaft		
32	5	Paul Hulston/ Gareth Bent	12:55	11:44	12:59	12:53	17:00				0:30	In a ditch		
											Car 32 Penalty details:-		0:30 for Hitting stage furniture SS4	



Car	Cls	Crew	1	2	3	4	5	6	7	8	Penalty	Total	Cls Pos	O/A Pos
101	6	Richard Mark Lane/ George Russell kirby	11:27	11:02										Disqualified for wrong direction on a stage
102	6	David Kirby / Ben Kirby	11:30	10:49	11:17	12:53	14:51	14:46	11:53	11:56				Retired
103	6	Edward Welham / Stuart Rodd	12:25	13:12	17:00	12:53	15:46	15:28	12:34	14:30				Retired
104	6	Antony Allery/ tba												Non-Starter

Times shown *like this* are notional or penalised

Stage 1	Stage 2	Stage 3	Stage 4	Stage 5	Stage 6	Stage 7	Stage 8
8.90 miles	8.90 miles	8.50 miles	8.50 miles	8.90 miles	8.90 miles	7.20 miles	7.20 miles

These results became Final on Saturday 22nd October 2022 at 17:45 BST and were signed by Lee Burgess (Clerk of the Course)

Copyright © [rallies.info](http://rallies.info) 2024 · email [rallies@rallies.info](mailto:rallies@rallies.info) or phone Matthew on 07970 264094.